

Programming an intelligent watch

Gavin Lam

Supervisor: Prof Francis Lau







Overview


Navik

Cycling navigation solution

Feature Highlights

- Offline Map 
- Route planning 
- Route analysis 
- Turn-by-turn navigation 


Intelligent Watch

- Turn display and vibrations 

Why?

Universal Solution

- Low cost 💵
- Easy installation 🧑
- Generic device 🐱
- Offline ❌

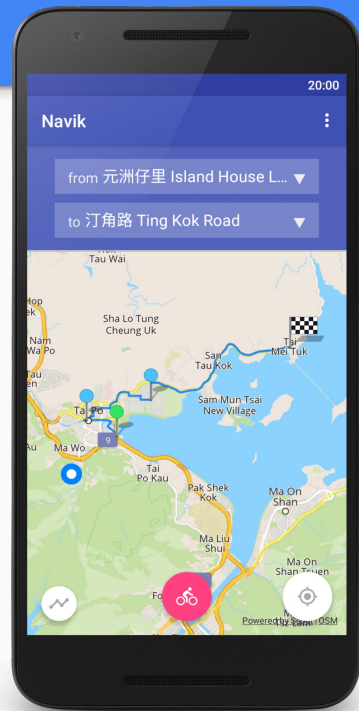


Route Planning

Cycling Optimized Routing



- Prioritize cycling paths
- Waypoints
- Circular routing
- Import GPX

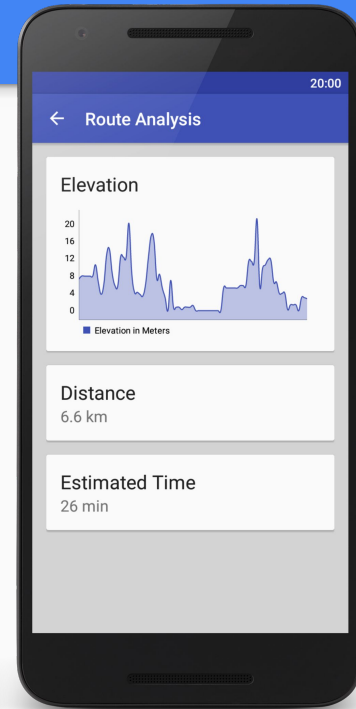


Route Analysis

Provides Useful Insight



- Elevation chart
- Distance
- Estimated time





Turn-by-turn Navigation

Mobile App



- Controls navigation logic
- Re-route if necessary



Turn-by-turn Navigation



Wear App



- Display next turn
- Vibration notification
 - when attention is needed



What could be done next...

1. Save and Load 
2. iPhone and Apple Watch 
3. Online Community 