

Sense-Through-Wall Human Detection Using UWB Radar With Sparse SVD

Xiaoyang Li^a, Qilian Liang^b, Francis C.M. Lau^a

^a*Department of Computer Science, The University of Hong Kong, Hong Kong*

^b*Department of Electrical Engineering, University of Texas at Arlington, Arlington, TX, 76019-0016, USA*

Abstract

In this paper, a method for through-wall human detection based on the singular values decomposition of the measurement matrices is presented. After demonstrating the sparsity of the matrices using CLEAN algorithm, an SVD algorithm based on Lanczos process is applied to compute their singular values. We also analyze the singular values of matrices constructed by difference square techniques for different types of walls and compare our algorithm with a 2-D imaging approach proposed by researchers in Time Domain Company. Detection results show that our method performs well in gypsum wall, brick wall, and wooden door.

Keywords: Through-wall Detection, UWB, Singular Value Decomposition, Lanczos Process

1. Introduction

UWB radars are used nowadays for different applications such as subsurface sensing, classification of aircrafts, collision avoidance, etc. In all of these applications the ultra-high resolution of UWB radars is essentially used [1]. UWB radar emissions are at a relatively low frequency-typically between 100 MHz and 3 GHz. Additionally, the fractional bandwidth of the signal is very large (greater than 0.25). In this definition, bandwidth means the difference between the highest and lowest frequencies of interest and contains about 95% of the signal power [2][3]. Such radar sensor has exceptional

Email addresses: xyli@cs.hku.hk (Xiaoyang Li), liang@uta.edu (Qilian Liang), fcm1au@cs.hku.hk (Francis C.M. Lau)

Preprint submitted to Physical Communication

December 20, 2013

1
2
3
4
5
6
7
8
9 range resolution that also has an ability to penetrate many common materials
10 (e.g., walls). Law enforcement personnel have used UWB ground penetrating
11 radars (GPRs) for at least a decade. In 1995, James D. Taylor's [3] Introduc-
12 tion to Ultra-Wideband Radar Systems introduced engineers to the theory
13 behind a promising new concept for remote sensing. Since then, the field
14 has undergone enormous growth with new applications realized and more
15 applications conceptualized at a remarkable pace [2], such as through-wall
16 detection. In [4], Immoreev gave an overview on new practical applications
17 of UWB radars. In [5], through-wall UWB radar operating within FCC's
18 mask was studied for heart beat and breathing rate. In [1][6][7], UWB radar
19 for detection and positioning of human beings in a complex environment was
20 studied. Recently, UWB radars were used in sense-through-foliage target
21 detection [8][9][10][11][12].

22
23
24
25
26 Through-wall detection has a variety of application, not only in military
27 industry but for security and rescuing as well. Many of these applications
28 prefer to choose UWB radar due to its good penetration through non-metallic
29 building materials and high resolution as a result of small pulse duration.

30
31 Detection of human beings with radars is based on movement detec-
32 tion [13] [14]. In [15], an algorithm designed for respiration motion detection
33 was proposed. It separates the nonstationary clutter from the respiratory-
34 motion response, which leads a significantly higher detection rate in low
35 signal-to-noise-and-clutter ratio (SNCR) conditions than for the detection
36 algorithm presented in [16]. Three different detection techniques is discussed
37 in [17] for different types of walls. Both the Doppler based method with
38 Discete Fourier Transform(DFT) and the clutter reduction method using
39 singular value decomposition work for gypsum wall, brick wall and wooden
40 door, but fail in case of a thick concrete wall. And only for gypsum wall,
41 the second singular value, computed by the new approach based on STFT
42 and SVD, changes relatively in presence of target. The method presented
43 in [18] is based on the detection of body movement and using Fast Fourier
44 Transform and S transform. It has high accuracy and can be implemented
45 simply in complex environment with strong clutter.

46
47
48
49
50 The remaining of this paper is organized as follows. Section 2 describes
51 the specifications of the UWB radar used in this experiment and the config-
52 uration of the environment where the measurements are taken. The sparsity
53 of the measurement matrix is demonstrated in Section 3 using a variant of
54 CLEAN Algorithm. Section 4 introduces the sparse SVD algorithm used for
55 Target detection and its advantages. Finally, experiment results are shown
56
57
58

1
2
3
4
5
6
7
8
9 in Section 5 and the conclusions are drawn in Section 6.

10 11 12 **2. Experiment Setup**

13
14 The experiment is based on the data collected with an Ultra-WideBand
15 (UWB) radar ‘PulseON 220’ manufactured by Time Domain Corporation.
16 The radar has a center frequency of 4.3 GHz with 10-dB bandwidth at 2.3
17 GHz and provides a resolution of 6.5 cm as its pulse duration is 430 pS.
18 Ported with two omni-directional antenna, the radar works in monostatic
19 mode as shown in figure 1.
20
21



34 Figure 1: P220 in Monostatic mode

35
36
37 The radar was configured using GUI PulsON 220 MSR 1.1 application
38 software provided with the radios. The pulse repetition frequency was set
39 to the highest supported rate of the radar, 9.6 MHz, at which the maximum
40 unambiguous range is approximately 50 ft. By setting the Window Size and
41 the Step Size to 10 ft and 1 bin respectively, there were about 6400 samples
42 per scan. The scan rate of the radar was calculated to be 1.47 scans/sec after
43 setting its Hardware Integration to 512 and software integration to 2. So,
44 100 scans were captured in each measurements set for a total time duration
45 of 68 sec.
46
47

48 The measurements were taken on different sides of a 1-ft thick Gypsum
49 partition wall at UTA (NH room 202 & 203). The UWB radar was located
50 on one side of the wall and the height of its antennas from ground was 3.3
51 ft. Person was standing at a distance of 6.5 ft from the radar on the other
52 side of the wall. A set of measurements taken with person and another set
53 taken without target are considered in this experiment.
54
55
56
57
58
59
60
61
62
63
64
65



Figure 2: UWB radar (Right), Human target (Left)

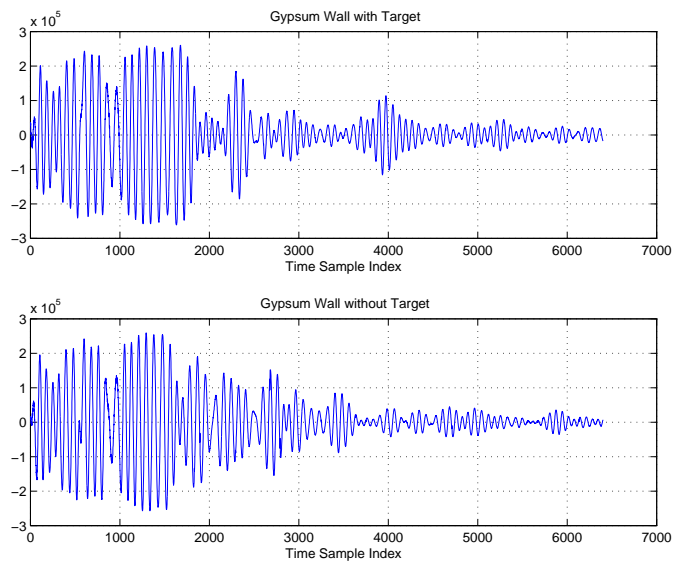


Figure 3: Single Scan For Gypsum Wall

3. Sparsity Analysis

We applied a variant of the CLEAN algorithm introduced in [19] to extract the channel Impulse response, which is then used to demonstrate the Sparsity of the Measurement Matrix.

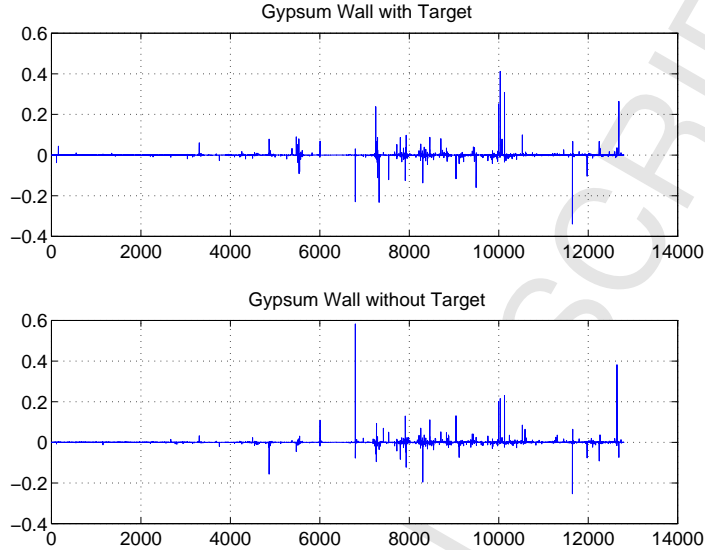
The CLEAN algorithm, first introduced in [20] is a commonly used deconvolution technique in the radio astronomy and microwave communities. It has been applied in communication channel characterization problems in [21] and [22] and modified to process impulsive UWB measurements by [23] and [24]. In [19] a variant of the CLEAN algorithm is proposed to extract the channel Impulse response by deconvolving the effects of the measurement system from the received echoes. The main procedure of the algorithm is searching the received echoes iteratively with the transmitted pulses to find the maximum correlation [25], as shown in the following steps.

- Step 1: Calculate the autocorrelation of the transmit pulses $rss(t)$ and the cross-correlation of the transmit pulses with the received echoes $rsy(t)$.
- Step 2: Find the largest correlation peak in $rsy(t)$, record the normalized amplitudes α_k and relative time delay τ_k of the correlation peak.
- Step 3: Subtract $rss(t)$ scaled by α_k from $rsy(t)$ at the time delay τ_k .
- Step 4: If a stopping criterion (e.g., a minimum threshold on the peak correlation) is not met, go to step 2. Otherwise stop.

The channel impulse response $h = [h_1, h_2, \dots, h_n]$ extracted by the variant of the CLEAN algorithm based on one experiment is plotted in figure 4 and it shows that h has very few nonzero taps. If no noise, the received echo could be represented as

$$y(i) = h * \psi(i) = \sum_{j=1}^n h_i \psi(i - j) = \Psi h$$

where $\psi(i)$ represents the transmit pulse and $\Psi = [\psi_1, \psi_2, \dots, \psi_n]$ represents the transform domain functions. Since most values in h are zeroes under the transform basis, so the measurement matrix constructed by the received echoes y is sparse. Since the UWB radar echoes are sparse, we apply sparse singular value decomposition (SVD) to target detection.

Figure 4: Channel Impulse Response h

4. Target Detection

In the experiments, the target is identified according the selected singular value of the measurements matrix which can be computed by a sparse SVD algorithm based on Lanczos Bidiagonalization [26].

Based on the relationship between the singular value decomposition of a matrix A and the schur decomposition of some related symmetric matrices, the singular values and vectors of A can be obtained by computing the eigenvalue and corresponding eigenvectors of those symmetric matrices. For example, the commonly used SVD algorithm, proposed by Golub and Kahan [26], obtains the singular vectors by solving the symmetric eigenvalue problem of $A^T A$. It first reduces A to a bidiagonal matrix B by Householder transformation, and then implicitly applies the QR algorithms on the symmetric tridiagonal matrix $B^T B$. Since $B^T B$ is orthogonally equivalent to $A^T A$, they have the same eigenvalues which equals to the square of the singular values of A . However, this algorithm is not preferable if A is large and sparse because the Householder bidiagonalization successively updates A and destroys its sparsity.

The sparse SVD algorithm used here applies the Lanczos process on $A^T A$

to get a tridiagonal matrix T_k and then obtain the selected singular values by computing the eigenvalues of T_k . Different from the Householder transformation, the Lanczos process [27], as shown in Algorithm 1, computes the diagonal and subdiagonal elements of the tridiagonal matrix directly, and can be implemented by only involving A in procedures of Matrix-vector products. Moreover, this process extract information about the largest and smallest eigenvalues values of the tridiagonal matrix early during its iteration steps, and make it possible to obtain part of the extreme eigenvalues before full Tridiagonalization. Therefore, the sparse SVD algorithm is very useful when only a few of the largest singular values are desired.

Algorithm 1 Lanczos Process on a rectangular $m \times n$ matrix to generate the diagonal element α_k and the subdiagonal element β_k of a tridiagonal matrix T_k

Choose a starting vector $p_0 \in R^m$, and let $\beta_1 = \|p_0\|_2$, $u_1 = p_0/\beta_1$ and $v_0 \equiv 0$

for $j = 1, 2, \dots, k$ **do**

$r_j = A^T u_j - \beta_j v_{j-1}$

$\alpha_j = \|r_j\|_2$

$v_j = r_j/\alpha_j$

$p_j = A v_j - \alpha_j u_j$

$\beta_{j+1} = \|p_j\|_2$

$u_{j+1} = p_j/\beta_{j+1}$

end for

To apply sparse SVD algorithm to target detection, we have two ways to construct matrix A. To detect the target, this experiment compares the 20 largest singular values of the matrices constructed using the two sets of measurements. One comparison uses the matrix A constructed by arranging each scan in a column. The other comparisons require to construct the matrix A_{diff} by difference square techniques. Suppose the measurements set contains M scans, and each scan has N samples. The simple matrix A and the difference square matrix A_{diff} are constructed as follows.

$$A = \begin{bmatrix} Scan_1 & Scan_2 & \dots & Scan_M \\ s_{11} & s_{12} & \dots & s_{1M} \\ s_{21} & s_{22} & \dots & s_{2M} \\ \vdots & \vdots & \ddots & \vdots \\ s_{N1} & s_{N2} & \dots & s_{NM} \end{bmatrix}$$

$$A_{diff} = \begin{bmatrix} (Scan_1 - Scan_2)^2 & (Scan_2 - Scan_3)^2 & \dots & (Scan_{(M-1)} - Scan_M)^2 \\ (s_{11} - s_{12})^2 & (s_{12} - s_{13})^2 & \dots & (s_{1(M-1)} - s_{1M})^2 \\ (s_{21} - s_{22})^2 & (s_{22} - s_{23})^2 & \dots & (s_{2(M-1)} - s_{2M})^2 \\ \vdots & \vdots & \ddots & \vdots \\ (s_{N1} - s_{N2})^2 & (s_{N2} - s_{N3})^2 & \dots & (s_{N(M-1)} - s_{NM})^2 \end{bmatrix}$$

5. Experiment Result

Figure 5 shows the 20 largest singular values of A for gypsum wall. The comparison from the second value specified as start shows that there are obvious increases of the largest singular values of measurements with target.

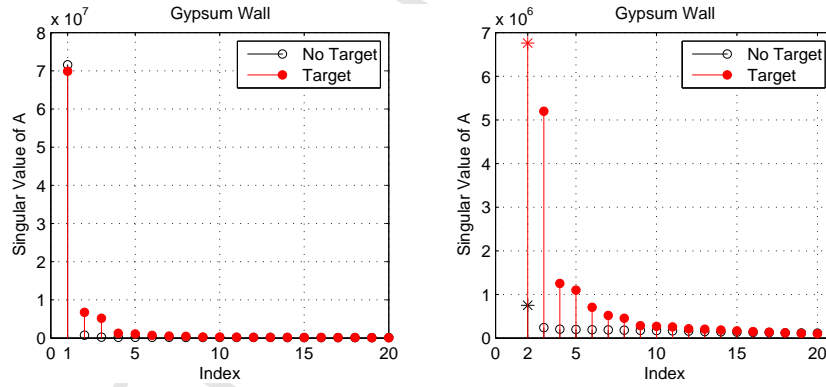


Figure 5: The Singular Value of A for Gypsum Wall

The singular values of A_{diff} for different kinds of walls are plotted in figure 6. It shows that all the 5 largest singular values specified as starts of measurement with target increase for Gypsum wall, Brick wall and Wooden door. If the singular values are normalized by dividing each value with the first singular value, there will be decreases from the fourth normalized value

1
2
3
4
5
6
7
8
9 to the tenth normalized value for any kind of wall. Based on the figures, we
10 can make the following observations:

- 11 1) Our method performs well in gypsum wall, brick wall, and wooden door.
- 12 2) It is hard to perform sense-through-wall human detection when the wall
13 is concrete wall.
14

15
16 We also compare our algorithm with an existing algorithm proposed by
17 researchers in Time Domain Company [28], a 2-D imaging approach, in which
18 a 2-D image could be created via adding voltages with the appropriate time
19 offset. The representative images created by single scans for Gypsum Wall
20 is shown in figure 7. In the left image created by a single scan with target,
21 the yellow bars located near 6 ft represent the target, but 20 percent of the
22 images are same as the middle one by which the target cannot be detected.
23 Moreover, the middle image is similar to the right one created by a single
24 scan without target. Therefore, although the 2-D imaging approach has the
25 ability to identify the target quickly by only one single scan, the detection
26 result is not reliable and is affected by the clutter.
27
28
29
30

31 6. Conclusion

32
33 The sparse SVD algorithm makes it possible to detect target and the
34 measurement matrix constructed by difference square techniques generates
35 more obvious detection result. Detection results show that our method per-
36 forms well in gypsum wall, brick wall, and wooden door, however, the results
37 is not reliable enough when it is applied to concrete wall. Compared with
38 other human detection methods, only perform SVD with the measurements
39 can not provide the extract position of the target.
40
41
42

43 Acknowledgement

44
45 This work was supported in part by U.S. Office of Naval Research under
46 Grants N00014-13-1-0043, N00014-11-1-0071, N00014-11-1-0865, and U.S.
47 National Science Foundation under Grants CNS-1247848, CNS-1116749, CNS-
48 0964713.
49
50

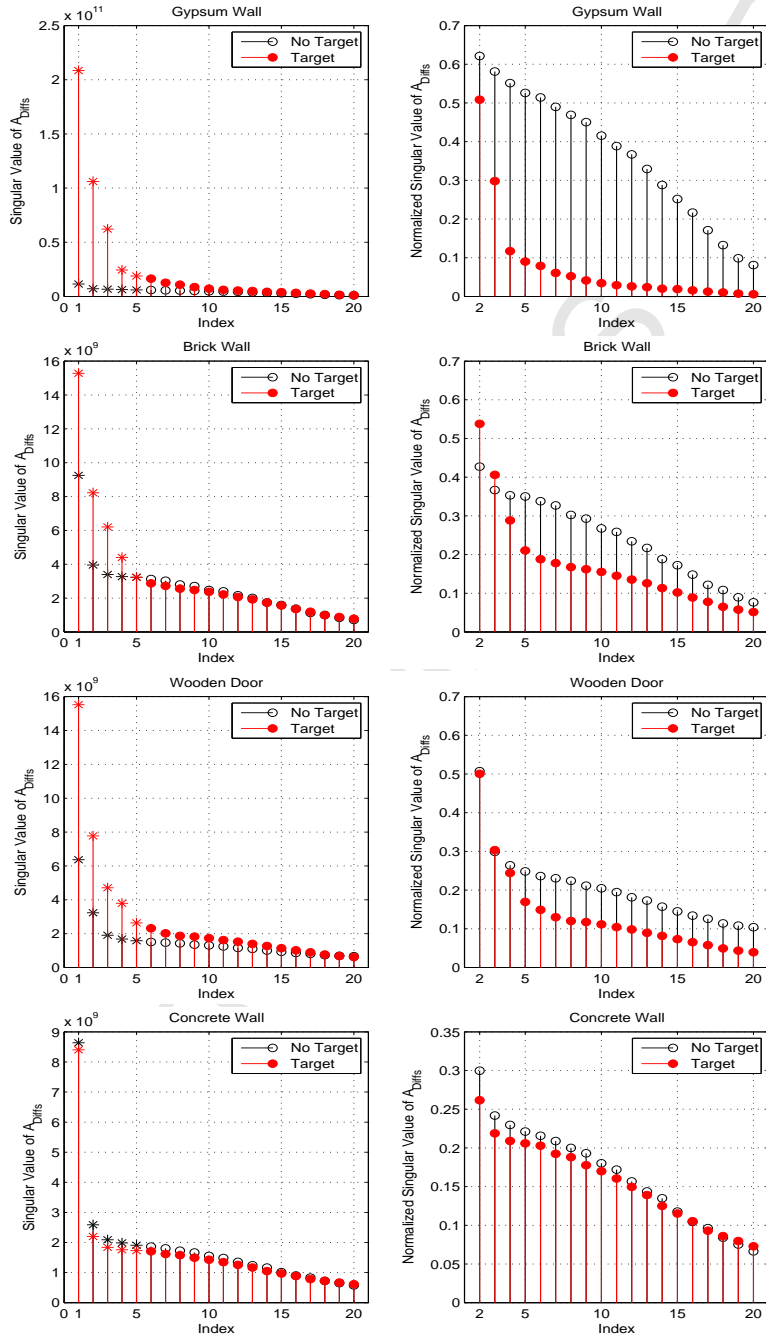
51 References

- 52 [1] A. Yarovoy, L. Lighthart, J. Matuzas, B. Levitas, Uwb radar for human
53 being detection, *Aerospace and Electronic Systems Magazine*, IEEE 23
54 (2008) 36–40.
55
56
57
58

- 1
2
3
4
5
6
7
8
9 [2] J. D. Taylor, Ultra-wideband radar technology, CRC press, 2001.
10
11 [3] J. D. Taylor, Introduction to ultra-wideband radar systems, CRC press,
12 1995.
13
14 [4] I. Y. Immoreev, New practical application of ultra-wideband radars,
15 in: Radar Conference, 2007. EuRAD 2007. European, IEEE, 2007, pp.
16 216–219.
17
18 [5] M. Chia, S. Leong, C. Sim, K. Chan, Through-wall uwb radar operating
19 within fcc’s mask for sensing heart beat and breathing rate, in: Radar
20 Conference, 2005. EURAD 2005. European, IEEE, 2005, pp. 267–270.
21
22 [6] A. Yarovoy, L. Ligthart, J. Matuzas, B. Levitas, Uwb radar for human
23 being detection, Aerospace and Electronic Systems Magazine, IEEE 21
24 (2006) 22–26.
25
26 [7] A. Yarovoy, L. Ligthart, J. Matuzas, B. Levitas, Uwb radar for human
27 being detection, Aerospace and Electronic Systems Magazine, IEEE 21
28 (2006) 10–14.
29
30 [8] Q. Liang, Biologically inspired target recognition in radar sensor net-
31 works, EURASIP Journal on Wireless Communications and Networking
32 2010 (2010) 12.
33
34 [9] Q. Liang, X. Cheng, S. W. Samn, New: network-enabled electronic
35 warfare for target recognition, Aerospace and Electronic Systems, IEEE
36 Transactions on 46 (2010) 558–568.
37
38 [10] Q. Liang, X. Cheng, Kups: knowledge-based ubiquitous and persis-
39 tent sensor networks for threat assessment, Aerospace and Electronic
40 Systems, IEEE Transactions on 44 (2008) 1060–1069.
41
42 [11] J. Liang, Q. Liang, Sense-through-foliage target detection using uwb
43 radar sensor networks, Pattern Recognition Letters 31 (2010) 1412–
44 1421.
45
46 [12] Q. Liang, S. W. Samn, X. Cheng, Uwb radar sensor networks for sense-
47 through-foliage target detection, in: Communications, 2008. ICC’08.
48 IEEE International Conference on, IEEE, 2008, pp. 2228–2232.
49
50
51
52
53
54
55
56
57
58
59
60
61
62
63
64
65

- 1
2
3
4
5
6
7
8
9
10 [13] W. Wang, X. Zhou, B. Zhang, J. Mu, Anomaly detection in big data
11 from uwb radars, *Security and Communication Networks* (2013).
- 12 [14] B. Zhang, W. Wang, Through-wall detection of human being with com-
13 pressed uwb radar data, *EURASIP Journal on Wireless Communica-*
14 *tions and Networking* 2013 (2013) 162.
- 15 [15] A. Nezirovic, A. G. Yarovoy, L. P. Ligthart, Signal processing for im-
16 proved detection of trapped victims using uwb radar, *Geoscience and*
17 *Remote Sensing, IEEE Transactions on* 48 (2010) 2005–2014.
- 18 [16] J. Sachs, M. Aftanas, S. Crabbe, M. Drutarovsky, R. Klukas, D. Kocur,
19 T. Nguyen, P. Peyerl, J. Rovnakova, E. Zaikov, Detection and tracking
20 of moving or trapped people hidden by obstacles using ultra-wideband
21 pseudo-noise radar, in: *Radar Conference, 2008. EuRAD 2008. Euro-*
22 *pean, IEEE, 2008*, pp. 408–411.
- 23 [17] S. Singh, Q. Liang, D. Chen, L. Sheng, Sense through wall human detec-
24 tion using uwb radar, *EURASIP Journal on Wireless Communications*
25 *and Networking* 2011 (2011) 1–11.
- 26 [18] J. Li, Z. Zeng, J. Sun, F. Liu, Through-wall detection of human being's
27 movement by uwb radar, *Geoscience and Remote Sensing Letters, IEEE*
28 *9* (2012) 1079–1083.
- 29 [19] S. M. Yano, Investigating the ultra-wideband indoor wireless channel,
30 in: *Vehicular Technology Conference, 2002. VTC Spring 2002. IEEE*
31 *55th*, volume 3, *IEEE, 2002*, pp. 1200–1204.
- 32 [20] J. Högbom, Aperture synthesis with a non-regular distribution of inter-
33 ferometer baselines, *Astron. Astrophys. Suppl* 15 (1974) 417–426.
- 34 [21] Q. Spencer, M. Rice, B. Jeffs, M. Jensen, Indoor wideband time/angle
35 of arrival multipath propagation results, in: *Vehicular Technology Con-*
36 *ference, 1997, IEEE 47th*, volume 3, *IEEE, 1997*, pp. 1410–1414.
- 37 [22] Q. Spencer, M. Rice, B. Jeffs, M. Jensen, A statistical model for angle
38 of arrival in indoor multipath propagation, in: *Vehicular Technology*
39 *Conference, 1997, IEEE 47th*, volume 3, *IEEE, 1997*, pp. 1415–1419.
- 40
41
42
43
44
45
46
47
48
49
50
51
52
53
54
55
56
57
58
59
60
61
62
63
64
65

- 1
2
3
4
5
6
7
8
9 [23] R. J. Cramer, An Evaluation of Ultrawideband Propagation Channels, Ph.D. thesis, USC, 2000.
10
11
12 [24] R.-M. Cramer, R. A. Scholtz, M. Z. Win, Evaluation of an ultra-wide-
13 band propagation channel, *Antennas and Propagation, IEEE Transactions on* 50 (2002) 561–570.
14
15
16 [25] R. M. Buehrer, W. Davis, A. Safaai-Jazi, D. Sweeney, Characteriza-
17 tion of the ultra-wideband channel, in: *Ultra Wideband Systems and*
18 *Technologies, 2003 IEEE Conference on*, IEEE, 2003, pp. 26–31.
19
20 [26] G. H. Golub, C. F. Van Loan, *Matrix computations*, 4 ed., JHU Press,
21 2013.
22
23 [27] R. M. Larsen, *Lanczos bidiagonalization with partial reorthogonaliza-*
24 *tion*, DAIMI Report Series 27 (1998).
25
26 [28] P. Withington, H. Fluhler, S. Nag, Enhancing homeland security with
27 advanced uwb sensors, *Microwave Magazine, IEEE* 4 (2003) 51–58.
28
29
30
31
32
33
34
35
36
37
38
39
40
41
42
43
44
45
46
47
48
49
50
51
52
53
54
55
56
57
58
59
60
61
62
63
64
65

Figure 6: The Singular Value of A_{diff} for different kinds of walls

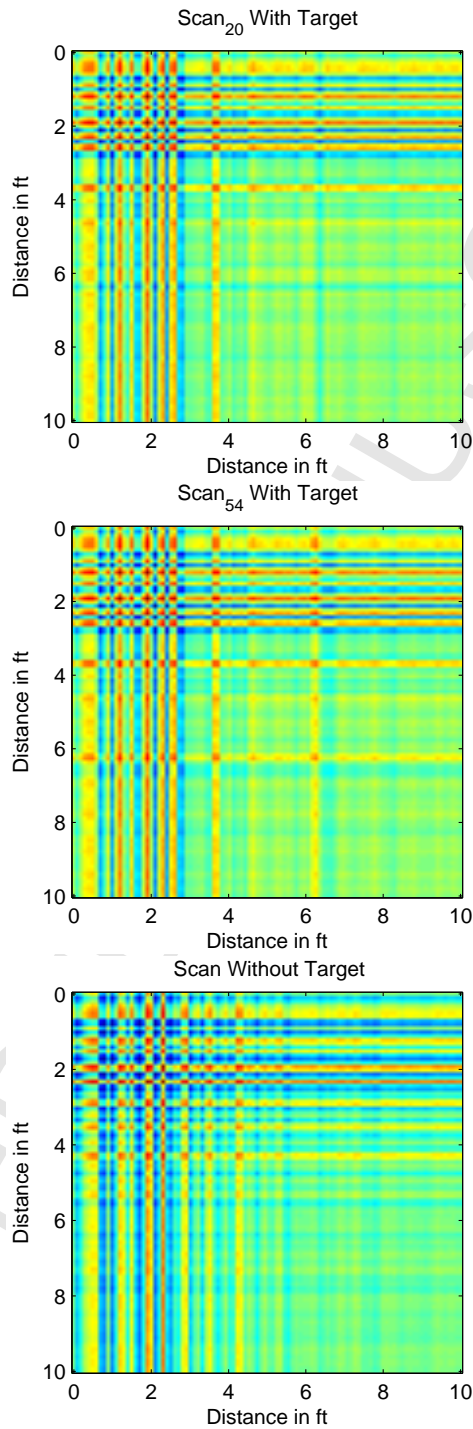


Figure 7: 2-D Images Created with Single Scans for Gypsum Wall

Li Xiaoyang received her B.Engr. degree in 2010 from the Department of Software Engineering, Shandong University, China. She is currently a Ph.D. candidate in the Department of Computer Science, the University of Hong Kong, China. Her research interests include computer systems and human-computer interaction.

Qilian Liang received the B.S. degree from Wuhan University in 1993, M.S. degree from Beijing University of Posts and Telecommunications in 1996, and Ph.D. degree from University of Southern California (USC) in May 2000, all in Electrical Engineering. Dr. Liang joined the faculty of the University of Texas at Arlington in August 2002. Prior to that he was a Member of Technical Staff in Hughes Network Systems Inc at San Diego, California. His research interests include Sensor networks, wireless communications, wireless networks, communication system and communication theory, signal processing for communications, fuzzy logic systems and applications, collaborative and distributed signal processing. Dr. Liang has published more than 120 journal and conference papers, six book chapters, and has six US patents pending. He received 2002 IEEE Transactions on Fuzzy Systems Outstanding Paper Award, 2003 US Office of Naval Research (ONR) Young Investigator Award, and 2005 UTA College of Engineering Outstanding Young Faculty Award.

Francis C.M. Lau received his PhD in computer science from the University of Waterloo. He is currently a professor in computer science in The University of Hong Kong. His research interests include computer systems, networks, programming languages, and application of computing in arts.





